

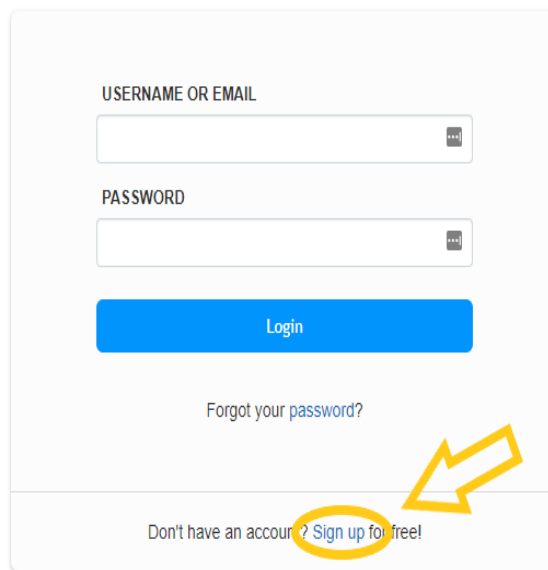
Welcome to Mission Control-Steripath Training!

The Steripath Training courses offered on Mission Control provide information regarding blood culture collection, use of Steripath to decrease blood culture contamination, FAQs, access to Webinars, articles, and more! The courses are self-paced; if there is a quiz component, a score of at least 80% must be achieved to pass.

**Directions:**

- 1) Click on the link below (or copy and paste into your browser), sign up for free, create a username and password and take the courses on the Magnolia Medical website. After account activation you can log in anytime with your username and password.

<https://sanfordmedicalcenterfargo-missioncontrol.talentlms.com/>



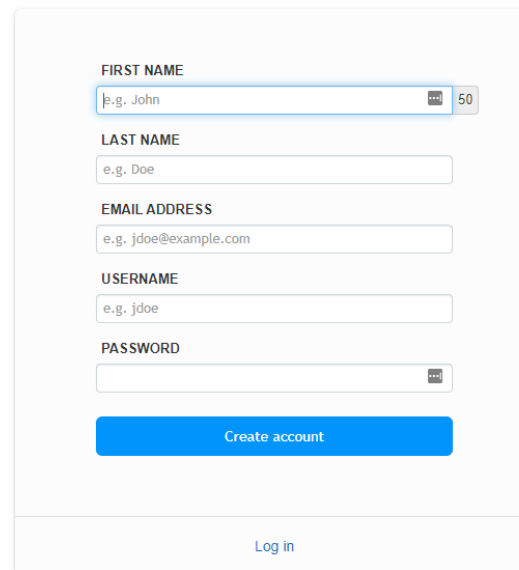
USERNAME OR EMAIL

PASSWORD

Login

Forgot your password?

Don't have an account? **Sign up for free!**



FIRST NAME

 50

LAST NAME

EMAIL ADDRESS

USERNAME

PASSWORD

Create account

Log in

2) From the home page, you will see section 1.0 Pre-Implementation Core Modules. **You are required to complete sections 1.1 and 1.2 prior to Steripath implementation.**

The screenshot displays the Magnolia Medical Technologies user interface. At the top, the logo is on the left, a green '25 POINTS' badge is in the center, and a search bar with 'MESSAGES' and a search icon is on the right. Below this is a dark blue 'Home' header. A search bar for courses is on the left, and navigation icons for 'Name', 'List', and 'Grid' are on the right. A central progress bar shows: 4 courses in progress, 0 completed courses, 0h 0m training time, 0 badges, and 25 points. Below this, a list of course sections is shown with expandable arrows. Section 1.0 is expanded, showing 1.1 - Blood Culture Overview (CE) at 0% and 1.2 - Blood Culture Collection Best Practices (CE) at 0% with a 'RESTRICTED' label. Other sections include 4.0 - Steripath® Micro Blood Culture Collection Essentials (expanded to show 4.1 - Steripath® Micro DTM Training at 0%), 6.0 - eLibrary (expanded to show 6.5 - Audio Files at 0%), and 6.5 - Audio Files at 0%. A right-hand sidebar contains icons and links for 'COURSE CATALOG' (Find new courses), 'PROGRESS' (Find out how you are doing with your training), 'JOIN GROUP' (To get access to group courses and discussions), and 'CALENDAR' (View current and upcoming events).

- 3) Review the content within the course. Utilize the 'Complete and continue' button to advance through the course. There are a total of 4 quizzes within the 2 courses. You must score a minimum of 80% on these to advance.

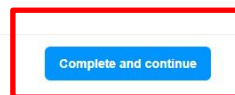
## Blood Culture Overview

### The Problem with Blood Culture Contamination

Blood cultures are the gold standard test for detecting blood stream infections (BSIs), including sepsis. BSIs are most commonly caused by bacteria (bacteremia), but they can also be caused by yeasts or other fungi (fungemia), or by a virus (viremia). The laboratory detection of the cause of a BSI remains a critical function of clinical microbiology laboratories. A positive result establishes or confirms the patient's illness and provides the sample that is used for antibiotic susceptibility testing and therapy optimization.



### Audio File



- 4) Once you pass the quiz, it will bring you back to the home screen and should show this below. Ensure that both items say 'completed' in green.



A screenshot of a course completion list. At the top is a blue header bar with the text "1.0 - Pre-Implementation Core Modules (CE and P.A.C.E.)" and a downward arrow. Below this are two items, each with a green "COMPLETED" button to its right. The first item is "1.1 - Blood Culture Overview (CE)" and the second is "1.2 - Blood Culture Collection Best Practices (CE)".

- 5) After you have completed the online course, go back to your Success Center transcript, and click on the **Mark Complete** button next to the course title.



A screenshot of a course transcript entry. On the left is a small icon of a folder with a document. To its right is the text "gm-0000 Example" in bold, followed by "Due: No Due Date" and "Status: In Progress". On the far right is a dark blue button with the text "Mark Complete" and a downward arrow. A mouse cursor is pointing at the button.